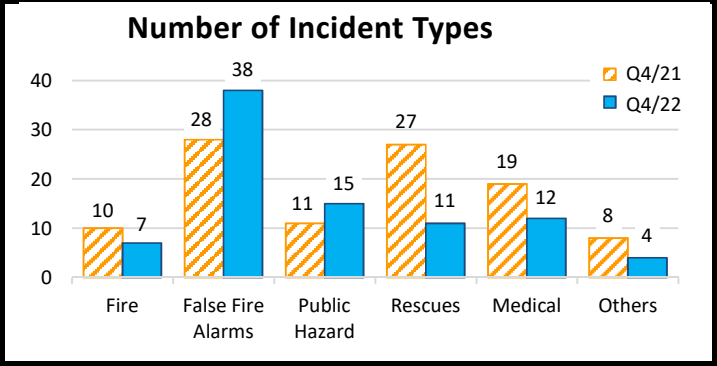
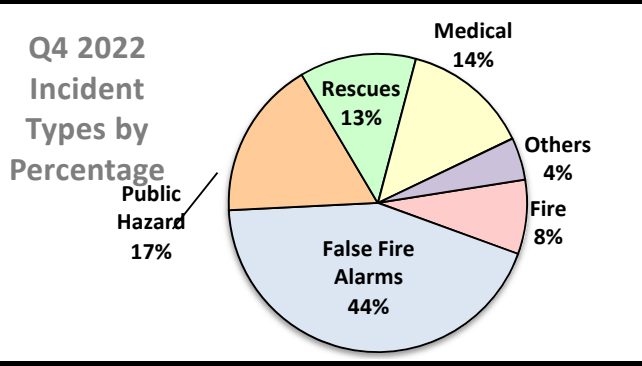


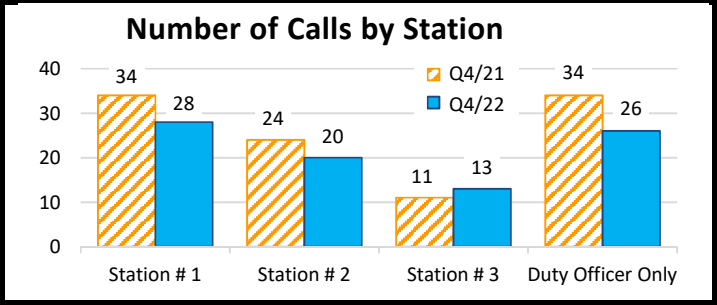
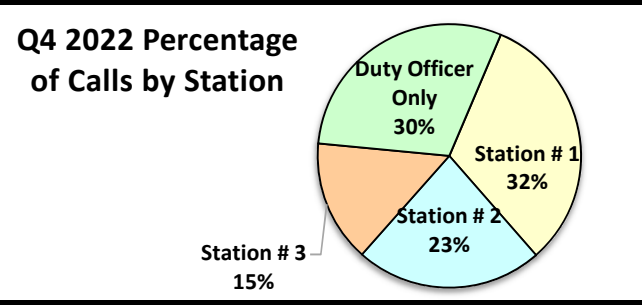


Amherstburg Fire Department Activity Report to Council - Q4 2022

SERVICE LEVEL DELIVERY	2021	YTD 2022	Q4 2021	Q4 2022
INCIDENTS - Totals	330	362	103	87
Incident Types				
Fire	57	53	10	7
False Fire Alarms	108	121	28	38
Public Hazard	39	60	11	15
Rescues	62	65	27	11
Medical	42	54	19	12
Others	22	9	8	4



NUMBER OF CALLS BY STATION	2021	YTD 2022	Q4 2021	Q4 2022
Station # 1	116	116	34	28
Station # 2	76	100	24	20
Station # 3	39	47	11	13
Duty Officer Only	100	101	34	26



RESPONSE TARGETS - 90th Percentile	2021	YTD 2022	Q4 2021	Q4 2022
Alarm Processing Time	0:03:30	0:02:38	0:02:35	0:03:11
Turnout Time	0:06:41	0:05:55	0:05:03	0:06:13
Travel Time	0:09:58	0:07:53	0:08:19	0:07:40
Total Average Response Time*	0:07:46	0:07:37	0:07:35	0:07:43

* From time call comes in to on scene time

AFD's response times are well within the NFPA response time requirements. A secondary NFPA response requirement is tied to the number of Firefighters arriving within the timeframe. As a small Volunteer Firefighter department stretched among 3 Stations, there are times when staff on scene does not equate to the NFPA personnel requirement. However, with the new deployment, once implemented, this shortcoming will be corrected.

Demand Zone Area	Demographics	Staffing & Response Time	Meets Objectives
Urban	>1000 population /mi2	15 FF/9 min.	90%
Suburban	500-1000 people/mi2	10FF/10 min.	80%
Rural Risk	<500 people/mi2	6FF/14 min.	80%
Special Risk	AHJ	AHJ	90%

Reference: National Fire Protection Association Standard 1720 Table 4.3.2.

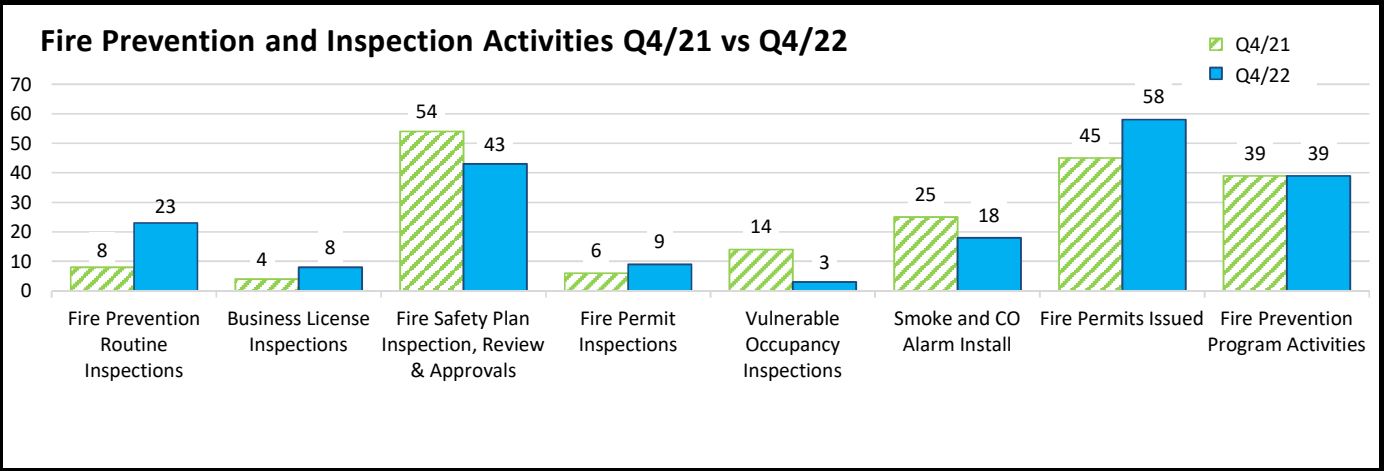


Amherstburg Fire Department Activity Report to Council - Q4 2022

In addition to AFD's activities for Q4 2022 were the following:

- Mobile Live Fire Training Unit was utilized for 4 weeks
- ATV training was completed for 16 members
- New Recruit training began
- One District Chief and Two Captains retired

FIRE PREVENTION/INSPECTIONS	2021	YTD 2022	Q4 2021	Q4 2022
Fire Prevention Routine Inspections	69	137	8	23
Business License Inspections	23	33	4	8
Fire Safety Plan Inspection, Review & Approvals	250	259	54	43
Fire Permit Inspections	63	70	6	9
Vulnerable Occupancy Inspections	34	33	14	3
Smoke and CO Alarm Install (during responses)	63	73	25	18
Fire Permits Issued	531	489	45	58
Fire Prevention Program Activities	134	147	39	39

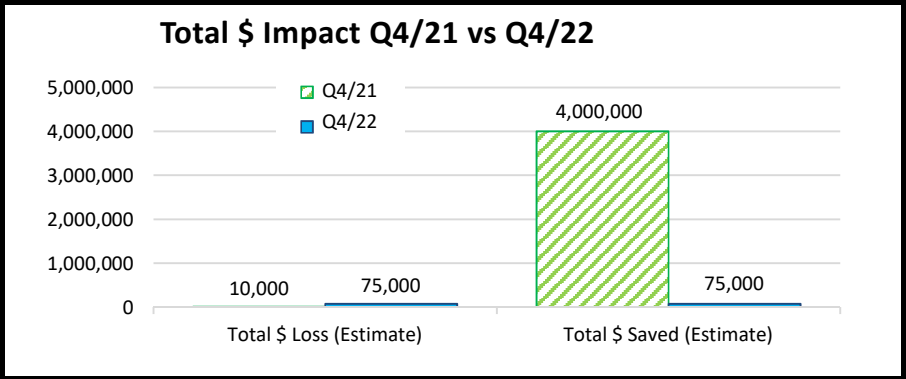


COMMUNITY IMPACT	2021	YTD 2022	Q4 2021	Q4 2022
Total \$ Loss (Estimate)	734,500	1,108,500	10,000	75,000
Total \$ Saved (Estimate)	8,823,000	5,525,000	4,000,000	75,000
Residential Fire Related Injuries (Entire)	0	0	0	0
Fire Fighter	0	0	0	0
Public	0	0	0	0
Residential Fire Related Fatalities (Entire)	0	0	0	0
Fire Fighter	0	0	0	0
Public	0	0	0	0



AFD saved approximately \$75,000 in property value through responses in Q4/22.

Q4 2022 had one major fire that involved a garage





Amherstburg Fire Department Activity Report to Council - Q4 2022

TRAINING AND MAINTENANCE	2021	YTD 2022	Q4 2021	Q4 2022
Total Training Sessions	239	232	53	49
Training Station 1	51	59	12	12
Training Station 2	58	59	16	12
Training Station 3	44	56	12	12
Training Extra	86	58	13	13
Station Maintenance/Inspection	204	190	51	43

In Q4, AFD members participated in 49 training sessions. This quarter we began training for the New Recruit class consisting of 15 recruits, 8 of which are probationary



Although restrictions were in place due to Covid-19, AFD was still able to regularly inspect and maintain the department fleet of 4 Engines, 2 Tankers, 1 Aerial Ladder, 4 Support units, Ice Water Rescue boats and tools, all hand tools and power operated equipment.

