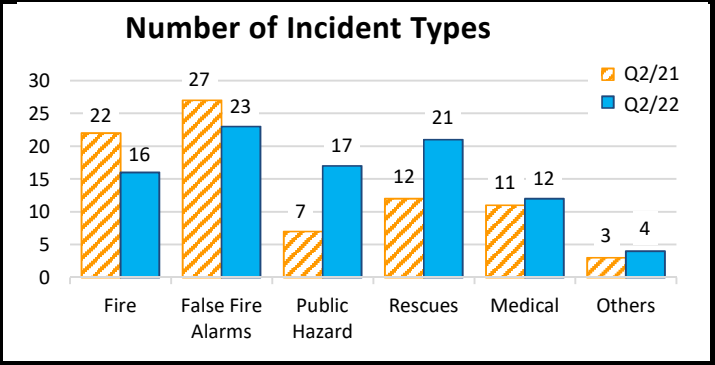
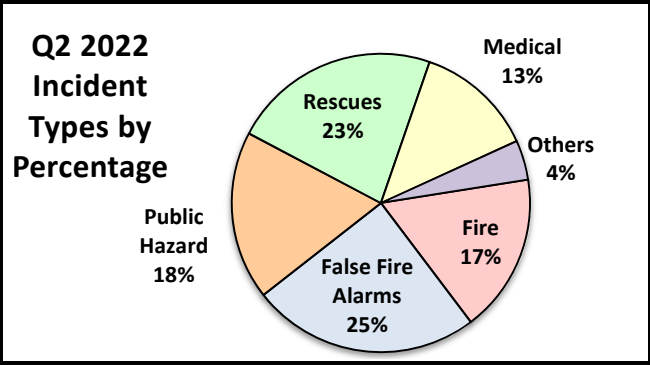


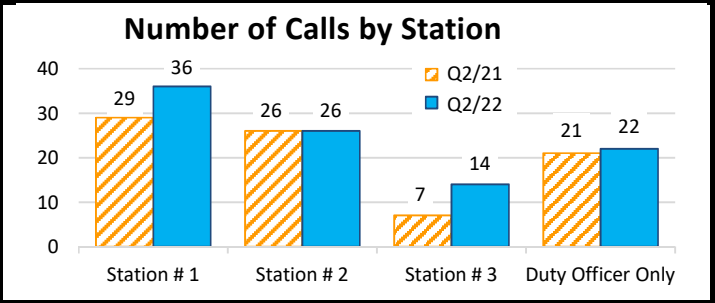
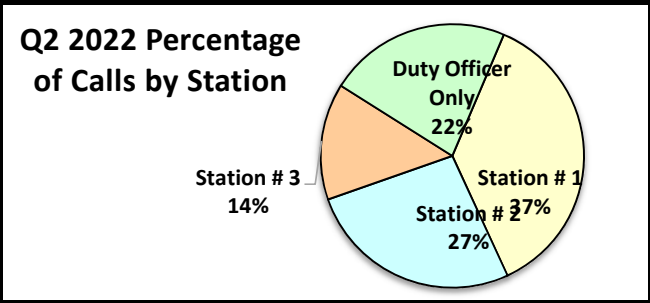


Amherstburg Fire Department Activity Report to Council - Q2 2022

SERVICE LEVEL DELIVERY	2021	YTD 2022	Q2 2021	Q2 2022
INCIDENTS - Totals	330	172	82	93
Incident Types				
Fire	57	31	22	16
False Fire Alarms	108	45	27	23
Public Hazard	39	32	7	17
Rescues	62	36	12	21
Medical	42	24	11	12
Others	22	4	3	4



NUMBER OF CALLS BY STATION	2021	YTD 2022	Q2 2021	Q2 2022
Station # 1	116	58	29	36
Station # 2	76	51	26	26
Station # 3	39	24	7	14
Duty Officer Only	100	44	21	22



RESPONSE TARGETS - 90th Percentile	2021	YTD 2022	Q2 2021	Q2 2022
Alarm Processing Time	0:03:30	0:02:26	0:02:49	0:02:19
Turnout Time	0:06:41	0:05:42	0:06:45	0:05:51
Travel Time	0:09:58	0:08:00	0:08:08	0:07:54
Total Average Response Time*	0:07:46	0:07:43	0:07:00	0:08:00

\* From time call comes in to on scene time

AFD's response times are well within the NFPA response time requirements. A secondary NFPA response requirement is tied to the number of Firefighters arriving within the timeframe. As a small Volunteer Firefighter department stretched among 3 Stations, there are times when staff on scene does not equate to the NFPA personnel requirement. However, with the new deployment, once implemented, this shortcoming will be corrected.

Demand Zone Area	Demographics	Staffing & Response Time	Meets Objectives
Urban	>1000 population /mi2	15 FF/9 min.	90%
Suburban	500-1000 people/mi2	10FF/10 min.	80%
Rural Risk	<500 people/mi2	6FF/14 min.	80%
Special Risk	AHJ	AHJ	90%

Reference: National Fire Protection Association Standard 1720 Table 4.3.2.

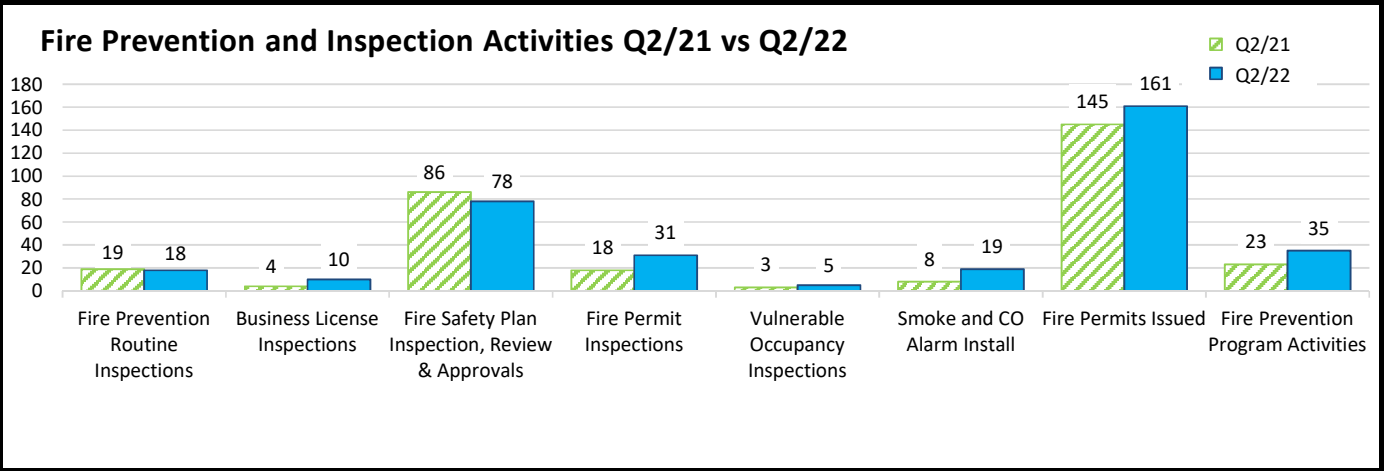


# Amherstburg Fire Department Activity Report to Council - Q2 2022

In addition to AFD's activities for Q2 2022 were the following:

- Welcome of the new Deputy Chief Ron Meloche, new Assistant Deputy Chief Dan Monk and new Fire Administrative Assistant Liberty Fallon
- Various focused training initiatives were undertaken including the Mobile Live Fire Training and High Rise Rescue Training

FIRE PREVENTION/INSPECTIONS	2021	YTD 2022	Q2 2021	Q2 2022
Fire Prevention Routine Inspections	69	32	19	18
Business License Inspections	23	15	4	10
Fire Safety Plan Inspection, Review & Approvals	250	137	86	78
Fire Permit Inspections	63	36	18	31
Vulnerable Occupancy Inspections	34	12	3	5
Smoke and CO Alarm Install (during responses)	63	37	8	19
Fire Permits Issued	531	391	145	161
Fire Prevention Program Activities	134	63	23	35

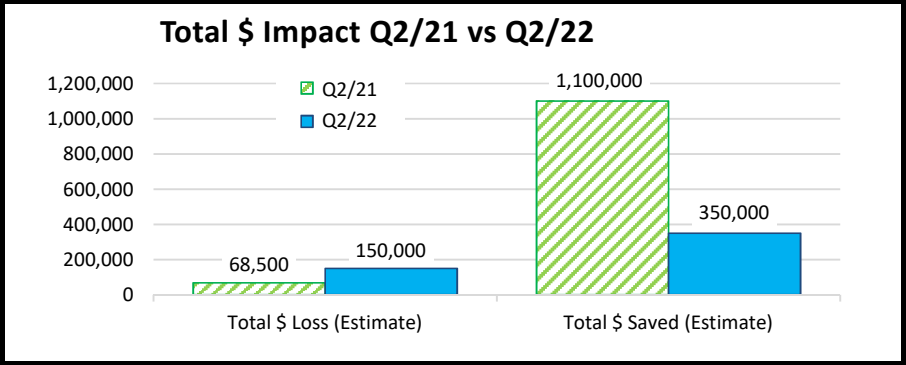


COMMUNITY IMPACT	2021	YTD 2022	Q2 2021	Q2 2022
Total \$ Loss (Estimate)	734,500	553,000	68,500	150,000
Total \$ Saved (Estimate)	8,823,000	4,650,000	1,100,000	350,000
Residential Fire Related Injuries (Entire)	0	0	0	0
Fire Fighter	0	0	0	0
Public	0	0	0	0
Residential Fire Related Fatalities (Entire)	0	0	0	0
Fire Fighter	0	0	0	0
Public	0	0	0	0



AFD saved approximately \$350,000 in property value through responses in Q2/22.

Although Q2 2022 saw 1 major fire, zero firefighter and civilian fire related injuries were reported.





# Amherstburg Fire Department Activity Report to Council - Q2 2022

TRAINING AND MAINTENANCE	2021	YTD 2022	Q2 2021	Q2 2022
Total Training Sessions	239	124	71	64
Training Station 1	51	33	17	15
Training Station 2	58	33	16	16
Training Station 3	44	30	13	16
Training Extra	86	28	25	17
Station Maintenance/Inspection	204	89	53	43

In Q2, AFD members participated in 64 training sessions. This quarter the Firefighters were able to include training with the Mobile Life Fire Training Unit as well as High Rise Rescue training activities.



Although restrictions were in place due to Covid-19, AFD was still able to regularly inspect and maintain the department fleet of 4 Engines, 2 Tankers, 1 Aerial Ladder, 4 Support units, all hand tools and power operated equipment.

