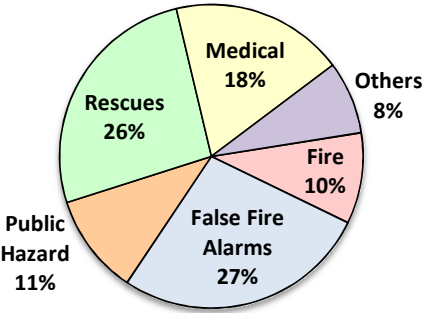




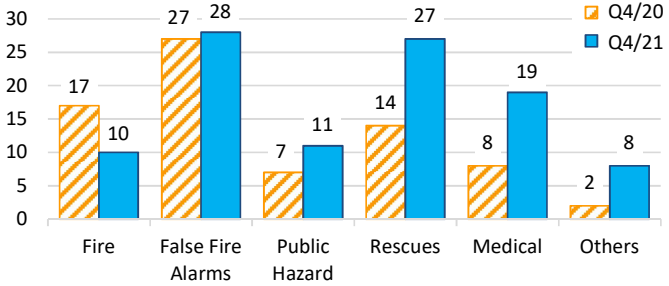
# Amherstburg Fire Department Activity Report to Council - Q4 2021

SERVICE LEVEL DELIVERY	2020	YTD 2021	Q4 2020	Q4 2021
INCIDENTS - Totals	302	331	75	103
Incident Types				
Fire	73	57	17	10
False Fire Alarms	92	108	27	28
Public Hazard	27	39	7	11
Rescues	53	62	14	27
Medical	44	43	8	19
Others	13	22	2	8

Q4 2021 Incident Types by Percentage

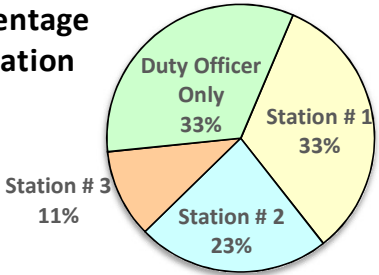


Number of Incident Types

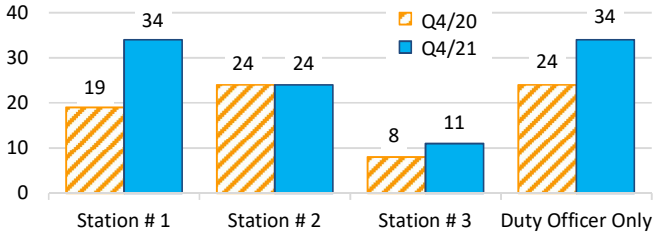


NUMBER OF CALLS BY STATION	2020	YTD 2021	Q4 2020	Q4 2021
Station # 1	100	116	19	34
Station # 2	85	76	24	24
Station # 3	34	39	8	11
Duty Officer Only	83	100	24	34

Q4 2021 Percentage of Calls by Station



Number of Calls by Station



RESPONSE TARGETS - 90th Percentile	2020	YTD 2021	Q4 2020	Q4 2021
Alarm Processing Time	0:03:33	0:03:30	0:03:13	0:02:35
Turnout Time	0:07:07	0:03:10	0:05:12	0:03:40
Travel Time	0:08:15	0:09:58	0:07:35	0:08:21
Total Average Response Time*	0:08:28	0:07:46	0:07:42	0:07:30

\* From time call comes in to on scene time

AFD's response times are well within the NFPA response time requirements. A secondary NFPA response requirement is tied to the number of Firefighters arriving within the timeframe. As a small Volunteer Firefighter department stretched among 3 Stations, there are times when staff on scene does not equate to the NFPA personnel requirement. However, with the new deployment, once implemented, this shortcoming will be corrected.

Demand Zone Area	Demographics	Staffing & Response Time	Meets Objectives
Urban	>1000 population /mi2	15 FF/9 min.	90%
Suburban	500-1000 people/mi2	10FF/10 min.	80%
Rural Risk	<500 people/mi2	6FF/14 min.	80%
Special Risk	AHJ	AHJ	90%

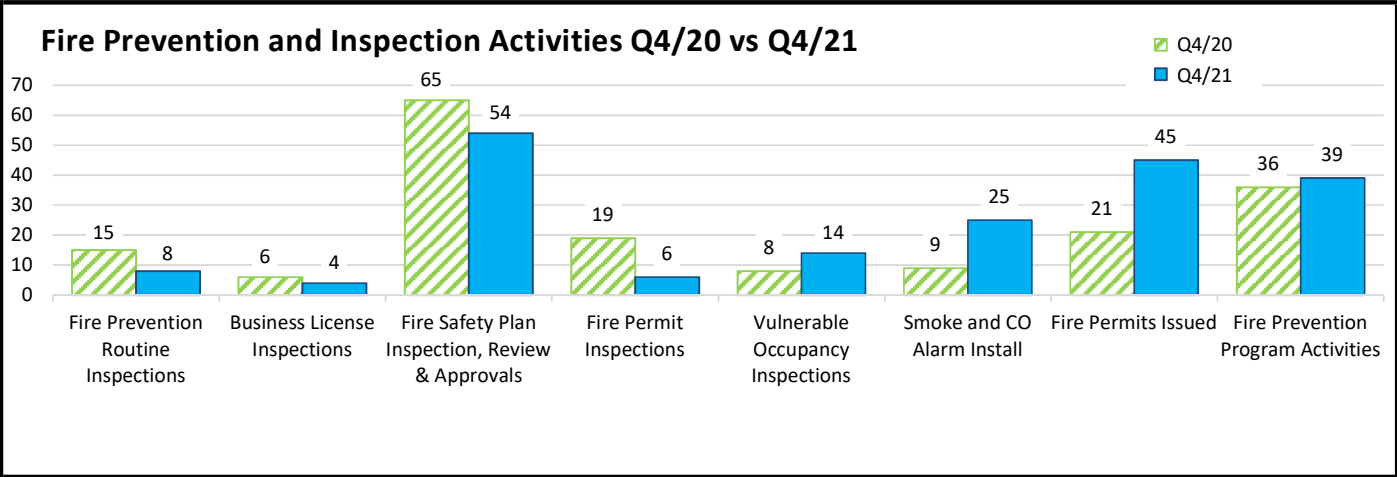
Reference: National Fire Protection Association standard 1720 Table 4.3.2.



# Amherstburg Fire Department Activity Report to Council - Q4 2021

- In addition to AFD's activities for Q4 2021 were the following:
- In October, as part of our Fire Prevention Program, 1200 packages were delivered to Amherstburg students ranging in classes from Junior Kindergarten until Grade 3.
  - In November, the department participated in community activities including Remembrance Day with our local Legion.

FIRE PREVENTION/INSPECTIONS	2020	YTD 2021	Q4 2020	Q4 2021
Fire Prevention Routine Inspections	53	69	15	8
Business License Inspections	23	23	6	4
Fire Safety Plan Inspection, Review & Approvals	266	250	65	54
Fire Permit Inspections	400	63	19	6
Vulnerable Occupancy Inspections	30	34	8	14
Smoke and CO Alarm Install (during responses)	29	63	9	25
Fire Permits Issued	596	531	21	45
Fire Prevention Program Activities	116	134	36	39

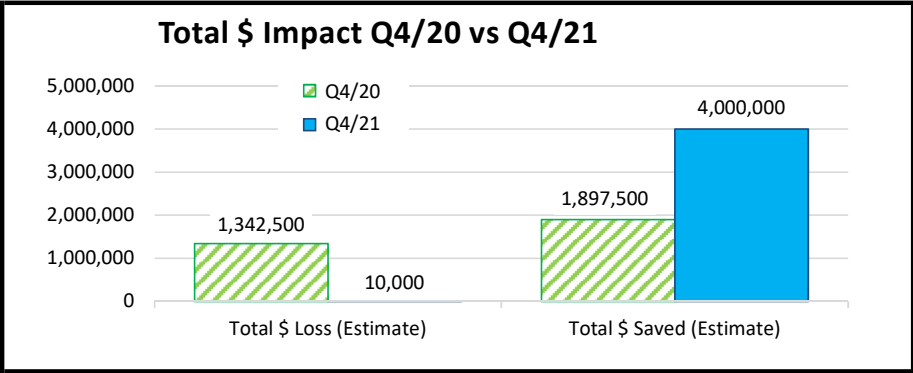


COMMUNITY IMPACT	2020	YTD 2021	Q4 2020	Q4 2021
Total \$ Loss (Estimate)	2,323,250	734,500	1,342,500	10,000
Total \$ Saved (Estimate)	7,372,500	8,823,000	1,897,500	4,000,000
Residential Fire Related Injuries (Entire)	3	0	0	0
Fire Fighter	1	0	0	0
Public	2	0	0	0
Residential Fire Related Fatalities (Entire)	0	0	0	0
Fire Fighter	0	0	0	0
Public	0	0	0	0



AFD saved approximately \$4M in property value through responses in Q4/21.

Q4 2021 saw zero firefighter and civilian fire related injuries.





## Amherstburg Fire Department Activity Report to Council - Q4 2021

TRAINING AND MAINTENANCE	2020	YTD 2021	Q4 2020	Q4 2021
Total Training Sessions	159	239	50	53
Training Station 1	42	51	12	12
Training Station 2	42	58	11	16
Training Station 3	42	44	12	12
Training Extra	33	86	15	13
Station Maintenance/Inspection	164	204	54	51

In Q4, AFD members participated in 53 training sessions topics included SCBA, Hazmat awareness, Natural Gas awareness, CPR and driver training along with essentials of firefighting activities.



Although restrictions were in place due to Covid-19, AFD was still able to regularly inspect and maintain the department fleet of 4 Engines, 2 Tankers, 1 Aerial Ladder, 4 Support units, all hand tools and power operated equipment.

